



Office of the Prime Minister's Chief Science Advisor  
Kaitohutohu Mātanga Pūtaiao Matua ki te Pirimia

---

**Title:**

EVIDENCE BUNDLE: COVID-19-Advice Bundle - Sept-Oct-Nov 2020

**Author:**

OPMCSA

---

<b>Output type:</b> PDF				
<b>Pages:</b> 24 pp				
<b>Date:</b> Jan-21				
<b>Language:</b> English				
<b>Review:</b> -				
<b>Versions</b>				
<b>Record number:</b>	<b>Version:</b>	<b>Date V1 created:</b>	<b>Date:</b>	<b>Printed version</b>
PMCSA-21-1	V1	25-Jan-21	25-Jan-21	N
<b>Archive page link:</b> <a href="https://dpmc.govt.nz/our-programmes/special-programmes/prime-ministers-chief-science-advisor-archives/archive/gerrard-2018-2021">https://dpmc.govt.nz/our-programmes/special-programmes/prime-ministers-chief-science-advisor-archives/archive/gerrard-2018-2021</a>				
<b>Notes:</b> -				



Office of the Prime Minister's Chief Science Advisor  
Kaitohuhu Mātanga Pūtaiao Matua ki te Pirimia

# COVID-19: September, October & November 2020 Advice

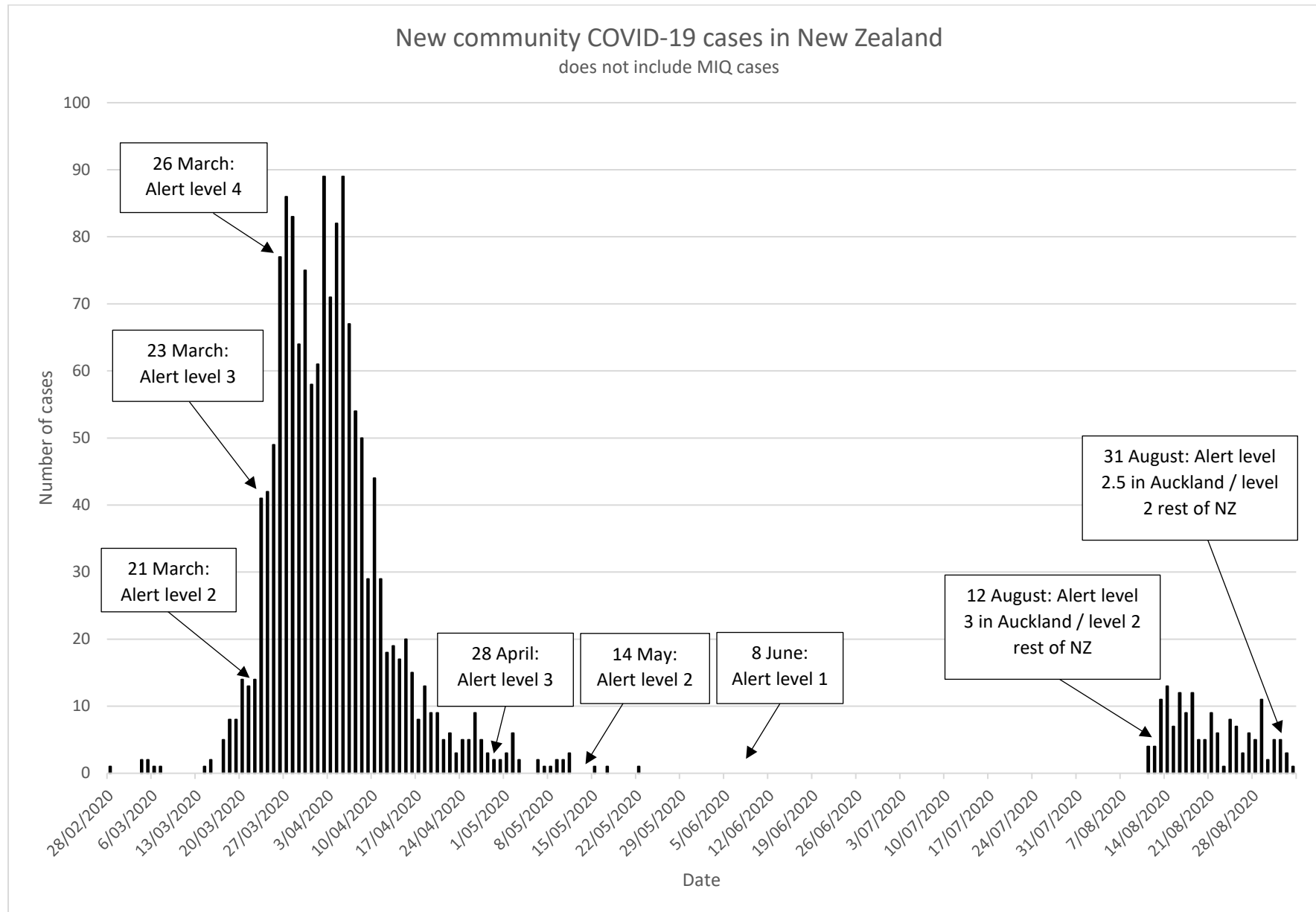
Collated 25 January 2021

Charts and data provided to support verbal advice.

For retrospective information and context, [watch this short documentary by independent filmmaker Shirley Horrocks](#).

3 September 2020

Data up to 3 September 2020 collated from the Ministry of Health stand-ups/media releases

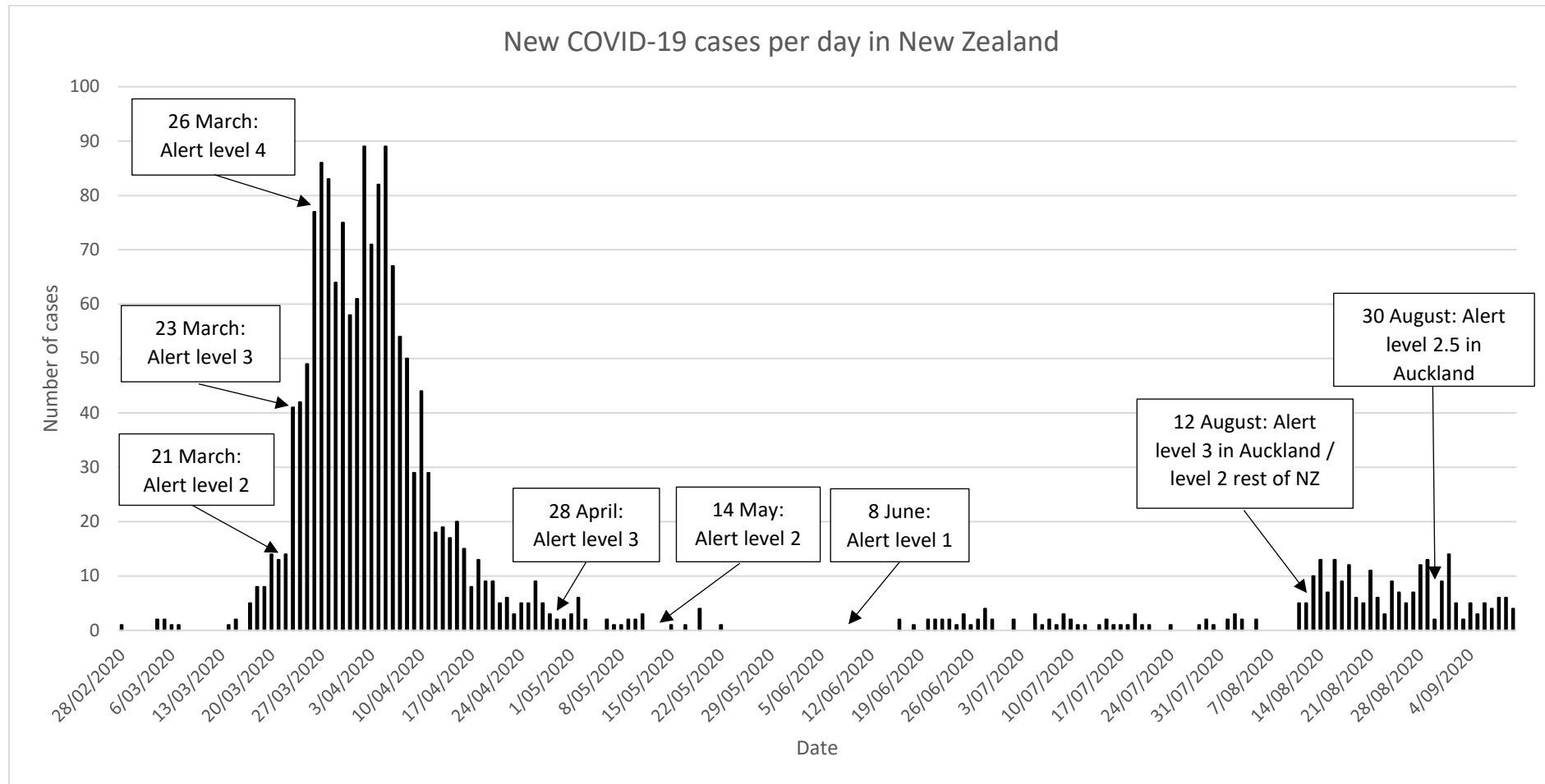


10 September 2020

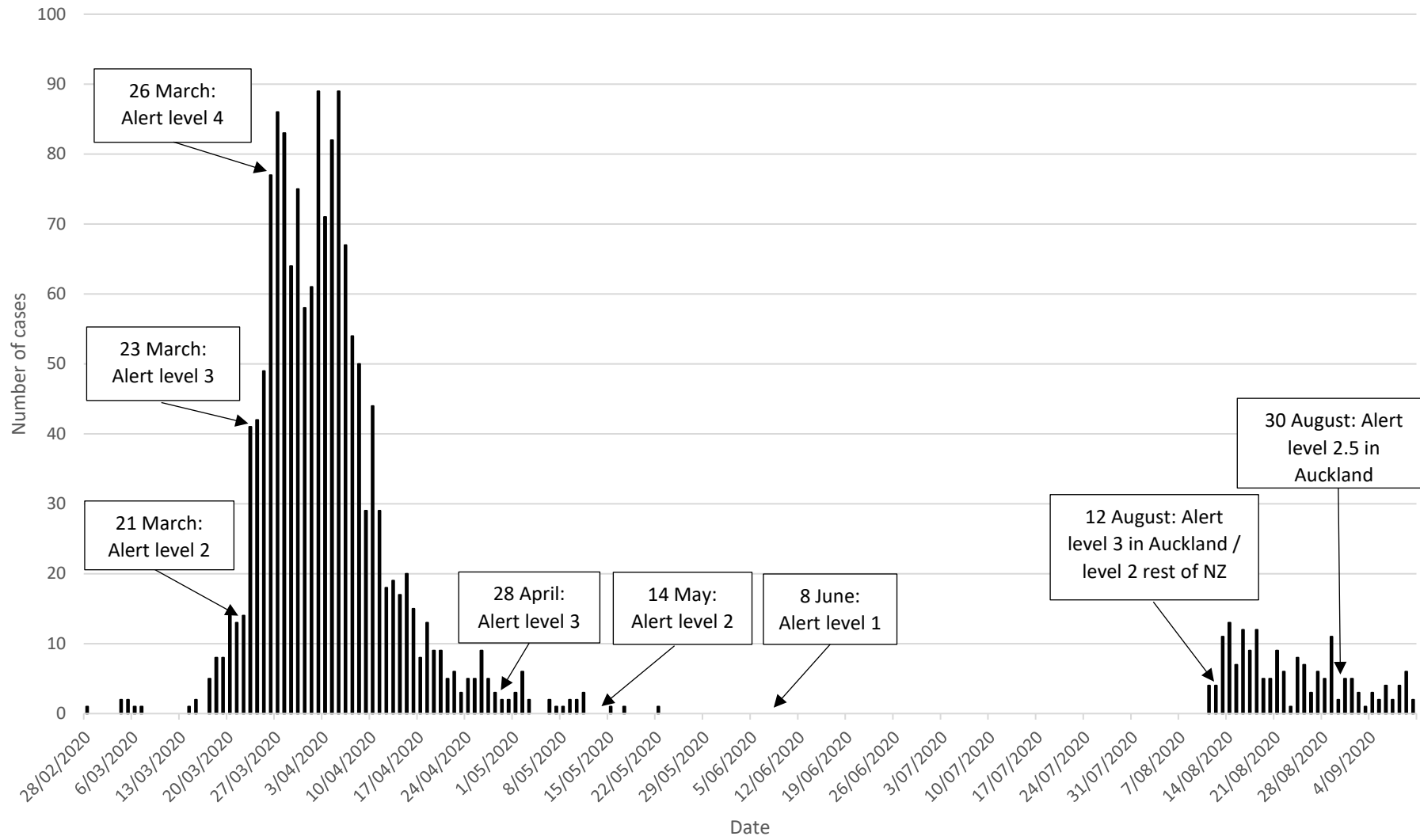
Australian data up to 9 September 2020 from <https://covidlive.com.au/>

NZ data to 10 September 2020 from the Ministry of Health; both **confirmed and probable** cases included

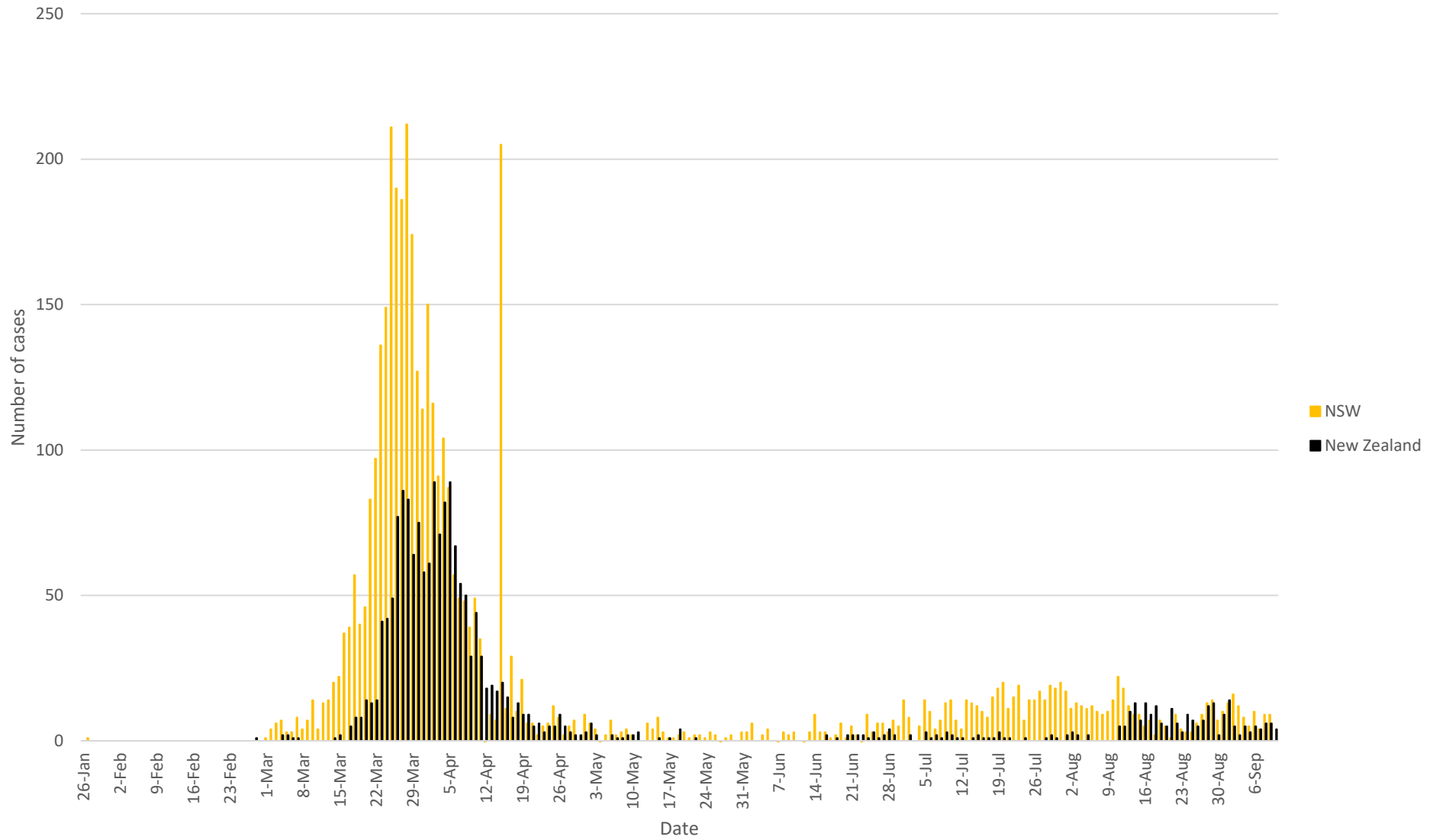
	New Zealand	NSW, Australia
Cases	1792	4135
Tests	839,467	2,371,501
Deaths	24	52
Population	5 million	8 million



# New community COVID-19 cases in New Zealand



New COVID-19 cases per day: New Zealand vs NSW, Australia

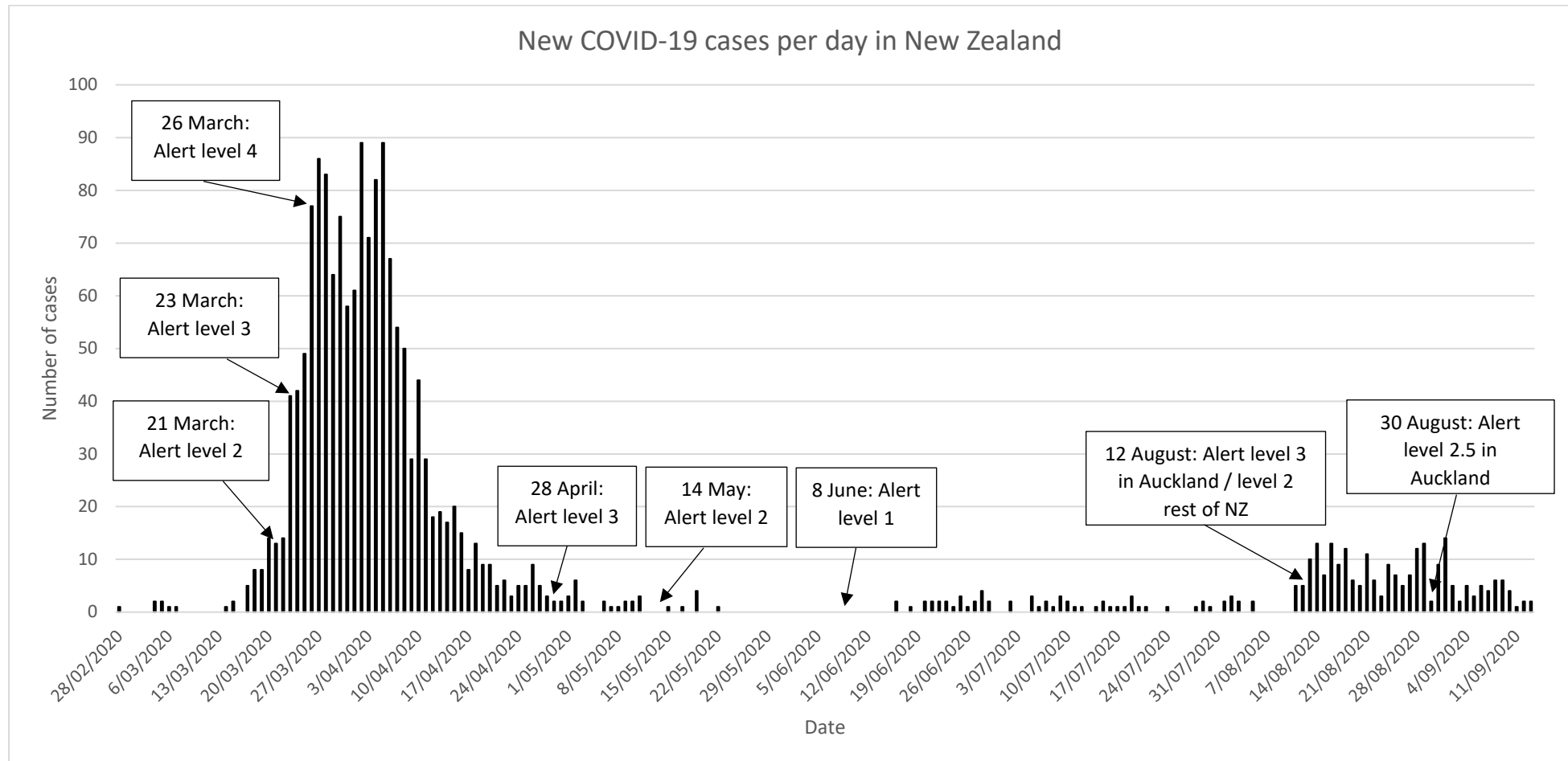


13 September 2020

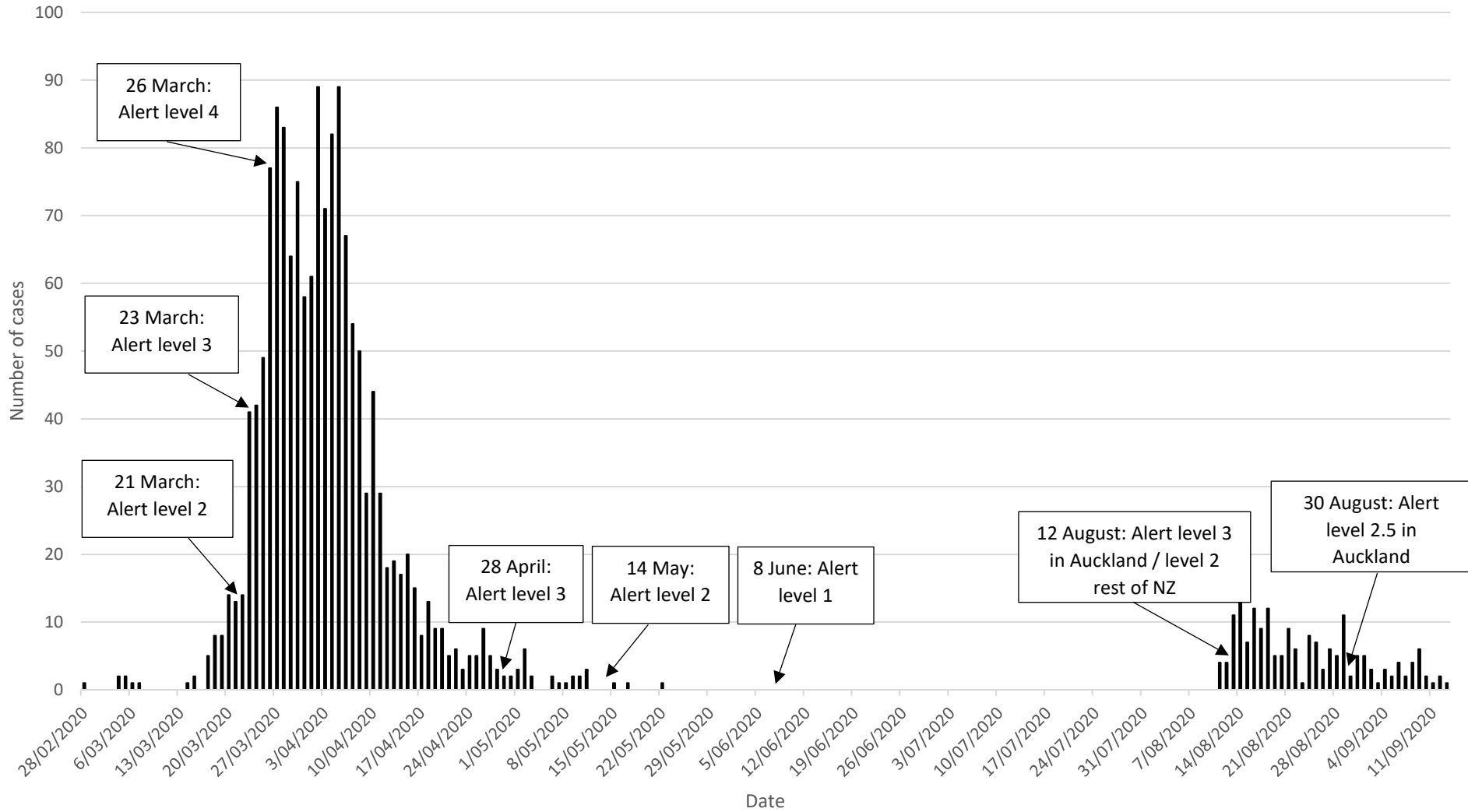
Australian data up to 13 September 2020 from <https://covidlive.com.au/>

NZ data to 13 September 2020 from the Ministry of Health; both **confirmed and probable** cases included

	New Zealand	NSW, Australia
Cases	1797	4166
Tests	864,469	2,480,838
Deaths	24	52
Population	5 million	8 million

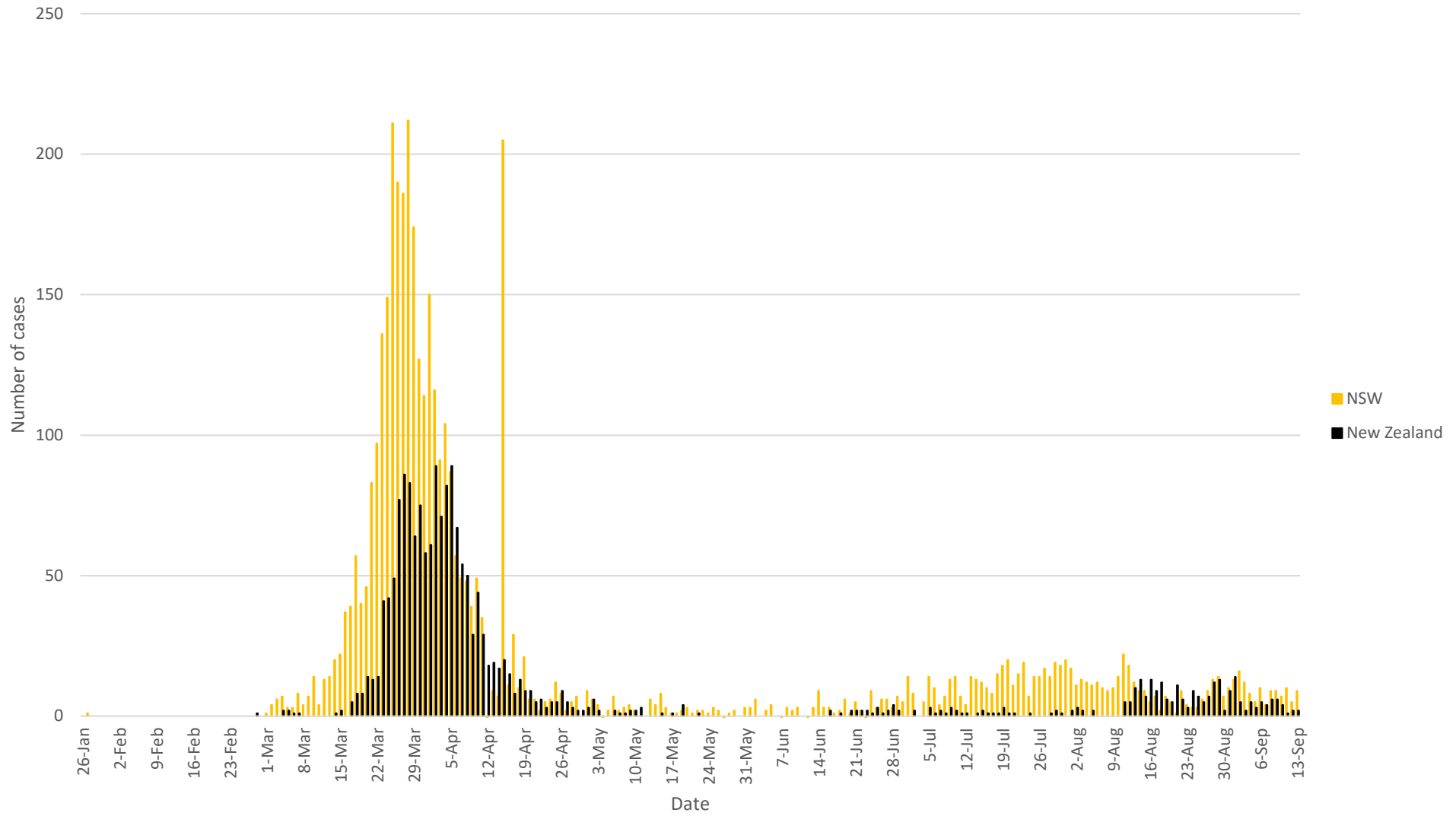


# New community COVID-19 cases in New Zealand





New COVID-19 cases per day: New Zealand vs NSW, Australia



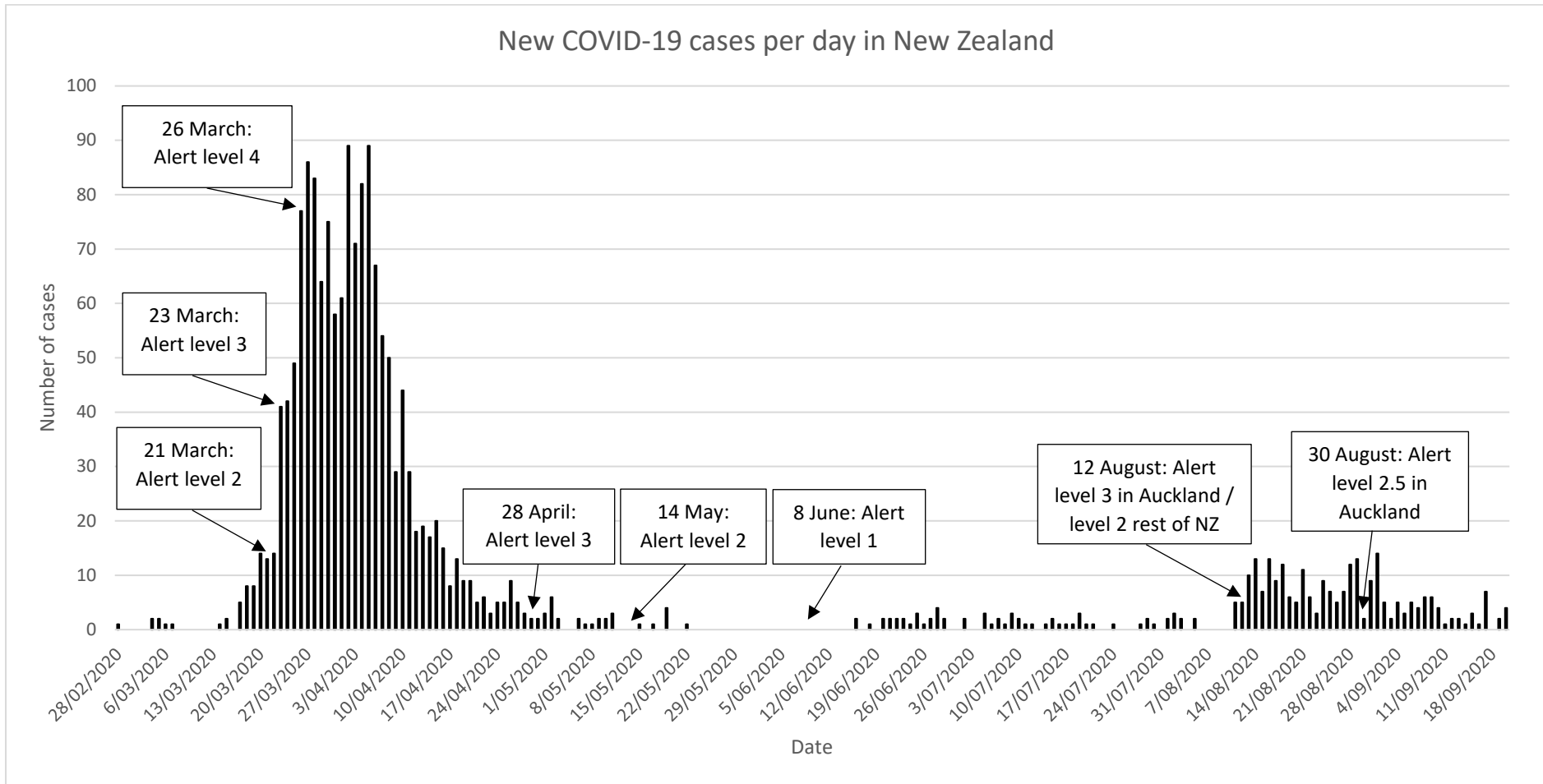
20 September 2020

Australian data up to 20 September 2020 from <https://covidlive.com.au/>

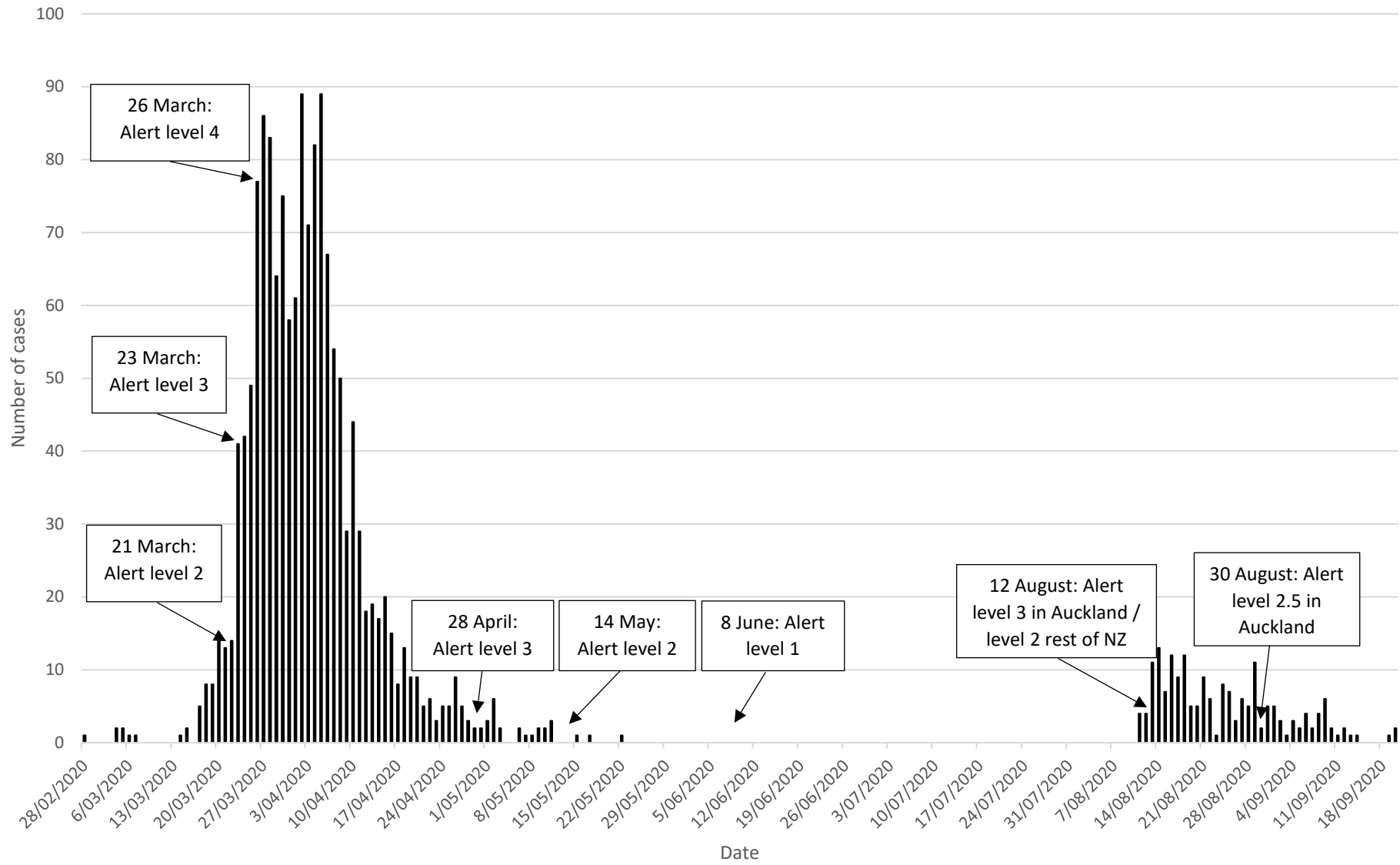
NZ data to 20 September 2020 from the Ministry of Health; both **confirmed and probable** cases included

	New Zealand	NSW, Australia
Cases	1815	4200
Tests	910,853	2,584,683
Deaths	25	53
Population	5 million	8 million

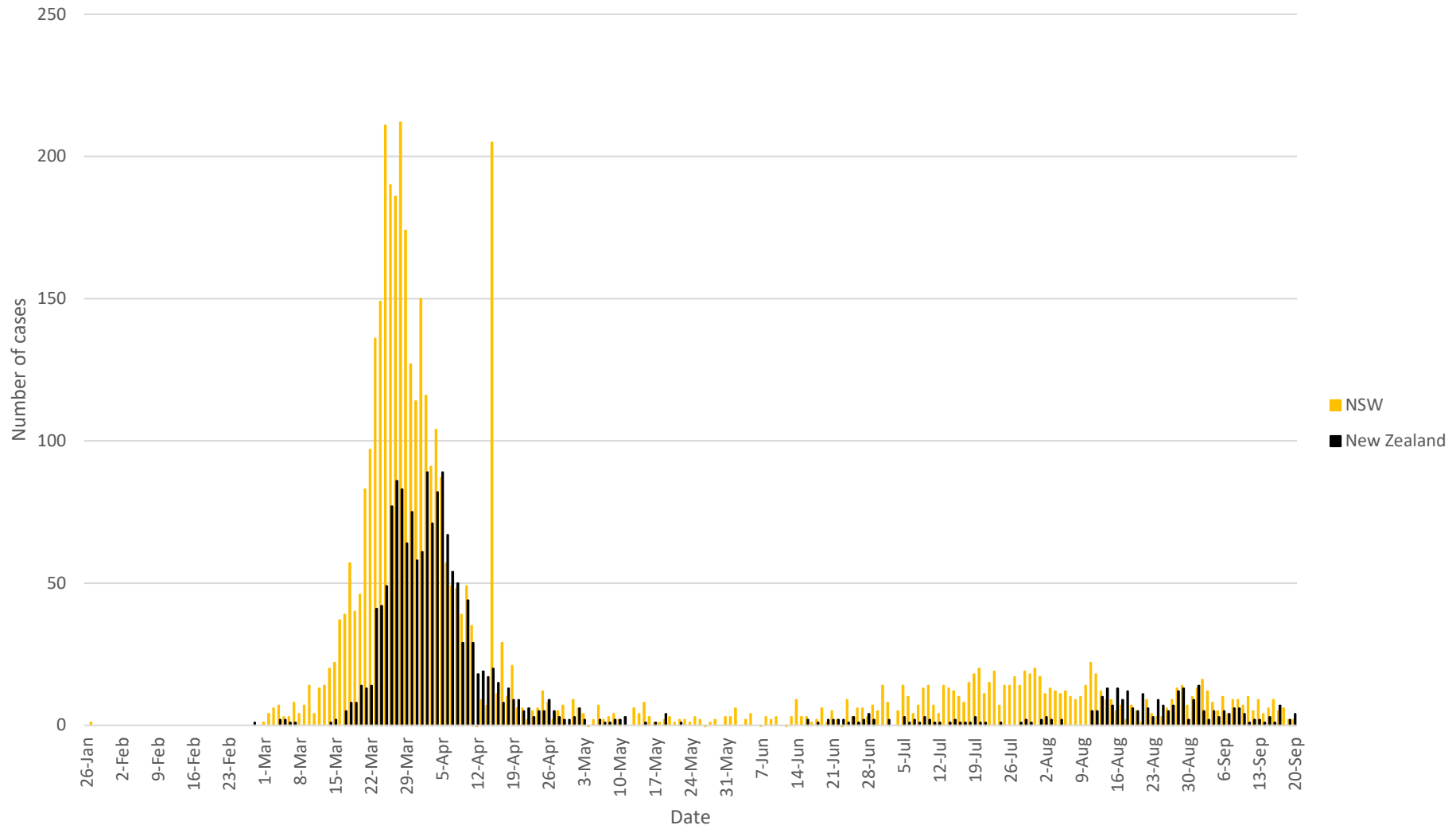
New COVID-19 cases per day in New Zealand



# New community COVID-19 cases in New Zealand



New COVID-19 cases per day: New Zealand vs NSW, Australia



5 October 2020

## IATA and COVID-19 Testing

– draft prepared under urgency, sent to DPMC and Prime Minister's Office 5/10/20

### Summary

IATA have called for pre-departure testing for COVID-19 to replace long periods of quarantine which would make air travel viable again. They have handed the responsibility to the International Civil Aviation Organisation (made up of government agencies, including New Zealand's Civil Aviation Authority (NZ CAA), but not companies) to work with health authorities on getting it going. New rapid antigen (i.e. testing for viral proteins, not antibodies to it) tests, recently authorised by the US FDA are accurate, quick, convenient and cheap enough to make this a possibility. To reduce the risk of travellers arriving in managed isolation, a single test may significantly reduce the number of infectious passengers boarding flights, but is by no means fool proof. The lag between getting the infection and becoming infectious means multiple tests are likely to be needed. NZCAA is involved in the ICAO process and we have connected, through Hayden, to the key people involved.

### IATA call for action

IATA put out a press release on 22 September calling for rapid pre-screening before departure.<sup>1</sup> It said:

*"The International Air Transport Association (IATA) called for the development and deployment of rapid, accurate, affordable, easy-to-operate, scalable and systematic COVID-19 testing for all passengers before departure as an alternative to quarantine measures in order to re-establish global air connectivity. IATA will work through the International Civil Aviation Organization (ICAO) and with health authorities to implement this solution quickly."*

They have said that now is time to develop a global system as testing methods have improved and considerable practical knowledge has been gained with various travel bubble or travel corridor initiatives.

In its most recent Bulletin, issued on 23 September 2020,<sup>2</sup> the ICAO (of which NZ CAA is a foundation member) the organisation does not recommend pre-flight testing but acknowledges that it has been introduced by some states and has issued a survey of state testing and quarantine requirements. The responses to the survey will be:

*"used to develop guidance material using a risk-based approach to support the recovery of air traffic through the re-opening of borders and by means of implementing Public Health Corridors."*

Hayden Glass at DPMC has checked in with the CAA to establish New Zealand's involvement in this work and reports that ICAO has released some guidance to states on responding to COVID and potential mitigations for the risks presented by travel and is looking to update it. This is difficult terrain for international standards setting (ICAO's main function) given the developing state of

---

<sup>1</sup> <https://www.iata.org/en/pressroom/pr/2020-09-22-01/>

<sup>2</sup> <https://www.icao.int/Security/COVID-19/EBandSL/2020%2097.pdf>

knowledge of COVID-19, the fact that this is a health-driven issue rather than a more technical matter of aviation processes, and the varying country circumstances, risk appetites, measures in place and perhaps also levels of trust. At the moment, ICAO is bringing states together on a regular basis for discussions and looking to update and reissue its guidance, but it is unlikely to generate a single set of consistent messaging with a recommended approach.

## Possible implementation

There would be a number of factors to consider:

- **The incubation period of the disease.** It can take around 2-3 days to become infectious after being infected with COVID-19. Therefore, any test, no matter how accurate, could give a negative result immediately upon departure, with the traveller becoming infectious during the flight or on arrival. This is why multiple tests will be necessary.
- **The accuracy of any test.** False negatives will give a risk of infection, false positives will impose missed flights and financial burdens on travellers (or the airlines or the travellers' insurers). This is why repeat tests or confirmation of a positive result via PCR testing may be necessary.
- **The practicalities of administering the test.** Current PCR testing requires lab facilities and a few hours. LAMP assays are faster but still require specialised equipment. Both assays test for RNA which can linger in non-infectious patients giving false positives, which has been seen with travellers leaving New Zealand and getting positive PCR tests on arrival overseas.<sup>3</sup> Progress in developing **rapid antigen tests**<sup>4</sup> suggests they will be the most suitable – at least one simple to use test was approved by the FDA in August for emergency use.<sup>5</sup>
- **Systemic approach to testing.** There needs to be an agreed international, consistent approach to testing and certification so the testing, and confirmation that it has occurred, are reliable and meet New Zealand's needs for border security regardless of the point of departure.

## Rapid antigen testing

Antigen tests<sup>6</sup> look for proteins from the virus in nasal secretions or saliva. They do not amplify the material (like the RNA tests do) so will be less sensitive early in the infection but are likely to be effective once the traveller has enough virus in their secretions to be infective (see figure from Nature article below). Unlike PCR tests that detect RNA, antigen tests will not continue to give positive results for weeks or months following infection.

---

<sup>3</sup> <https://www.rnz.co.nz/news/covid-19/423572/japanese-belgian-travellers-who-left-new-zealand-test-positive-for-covid-19>

<sup>4</sup> <https://cpb-ap-se2.wpmucdn.com/blogs.auckland.ac.nz/dist/f/688/files/2020/03/COVID-19-Testing-Landscape-Final.pdf>

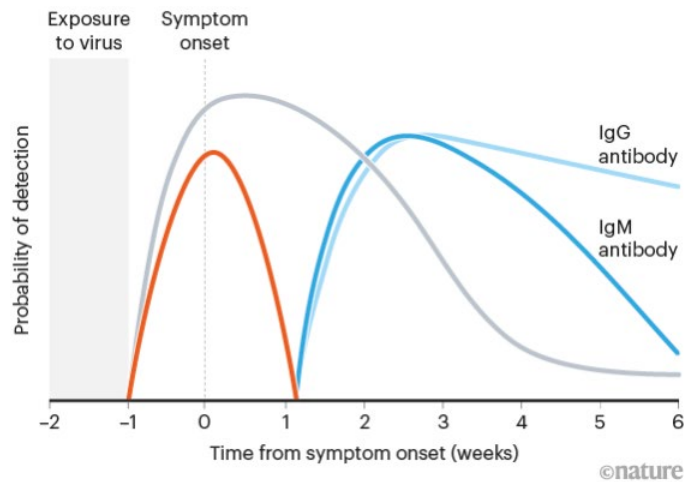
<sup>5</sup> <https://www.fda.gov/news-events/press-announcements/covid-19-update-fda-authorizes-first-diagnostic-test-where-results-can-be-read-directly-testing-card>

<sup>6</sup> <https://www.nature.com/articles/d41586-020-02661-2>

## CATCHING COVID-19

Different types of COVID-19 test can detect the presence of the SARS-CoV-2 virus or the body's response to infection. The probability of a positive result varies with each test before and after symptoms appear.

- **PCR-based tests** can detect small amounts of viral genetic material, so a test can be positive long after a person stops being infectious.
- **Rapid antigen tests** detect the presence of viral proteins and can return positive results when a person is most infectious.
- **Antibody tests** detect the body's immune response to the virus and are not effective at the earliest phase of infection.



Despite having a potentially lower accuracy rapid antigen tests could be repeated easily and inexpensively by non-medically qualified personnel such as airline or airport staff, ensuring that readings can be confirmed. Positive results, necessitating that travel be abandoned or quarantine imposed, could be confirmed by PCR tests.

The US FDA<sup>7</sup> and Australia's TGA<sup>8</sup> have both authorised antigen tests. The initial antigen tests required laboratory equipment but Abbott Laboratories in the US have developed one (BinaxNOW COVID-19 Ag Card<sup>9</sup>) that can be used by non-medical personnel (although they will need training in the use of the assay to ensure reliability). They claim 97.1% sensitivity (accuracy in saying the patient is infected or not) and 98.5% specificity (accuracy in saying the virus is SARS- Cov-2). Abbott proposed having the test on sale in September 2020 and will scale up to manufacture 50 million per month. Other manufacturers will have equivalents on the market soon.<sup>10</sup>

## Pre-flight testing

A number of airlines and airports have already instituted pre-flight testing, including American Airlines, United, Lufthansa, Air Canada, and Etihad as well as Montreal Airport<sup>11</sup> and Rome Airport<sup>12</sup>

<sup>7</sup> <https://www.fda.gov/news-events/press-announcements/covid-19-update-fda-authorizes-first-diagnostic-test-where-results-can-be-read-directly-testing-card>

<sup>8</sup> <https://www.tga.gov.au/covid-19-test-kits-included-artg-legal-supply-australia>

<sup>9</sup> <https://www.abbott.com/corpnewsroom/product-and-innovation/upping-the-ante-on-COVID-19-antigen-testing.html>

<sup>10</sup> <https://www.roche.com/media/releases/med-cor-2020-09-01b.htm>

<sup>11</sup> <https://apex.aero/articles/coronavirus/>

<sup>12</sup> [http://www.adr.it/web/aeroporti-di-roma-en-/viewer?p\\_p\\_id=3\\_WAR\\_newsportlet&p\\_p\\_lifecycle=0&p\\_p\\_state=normal&p\\_p\\_mode=view&p\\_p\\_col\\_id=column-](http://www.adr.it/web/aeroporti-di-roma-en-/viewer?p_p_id=3_WAR_newsportlet&p_p_lifecycle=0&p_p_state=normal&p_p_mode=view&p_p_col_id=column-)

(also see Annexe). This will provide data on the idea's effectiveness, allowing for the fact that some of the initiatives use older testing technologies.

To reduce the risk of travellers arriving in managed isolation, a single test may significantly reduce the number infectious of passengers boarding flights, but is by no means fool proof. It is very likely that the delay between becoming infected and returning a positive antigen test means that multiple tests will be required to ensure testing can reliably replace two-week quarantine. In countries with higher prevalence of COVID 19 than New Zealand there is less of a need for certainty for them to retain their current infection status. The Bahamas have introduced a Rapid Antigen test on arrival and after 96 hours (5 days).<sup>13</sup>

A protocol involving a certified test 2-3 days before departure, a test on departure, a test on arrival and a test after a short period of isolation on arrival, is likely to be sufficiently secure. Abbott sell their test for \$US5.00 per test so the cost is not insurmountable.

---

2&p\_p\_col\_count=1&\_3\_WAR\_newspportlet\_jspPage=%2Fhtml%2Fnews%2Fdetails.jsp&\_3\_WAR\_newspportlet\_nid=20001712&\_3\_WAR\_newspportlet\_redirect=%2Fweb%2Faeroporto-di-roma-en-%2Fviewer2&p\_p\_col\_count=1&\_3\_WAR\_newspportlet\_jspPage=%2Fhtml%2Fnews%2Fdetails.jsp&\_3\_WAR\_newspportlet\_nid=20001712&\_3\_WAR\_newspportlet\_redirect=%2Fweb%2Faeroporto-di-roma-en-%2Fviewer

<sup>13</sup> <https://www.prnewswire.com/news-releases/the-government-of-the-bahamas-introduces-new-travel-and-testing-protocols-designed-to-eliminate-the-need-to-quarantine-301144569.html>



## ANNEXE

### Some Current Pre-Flight Testing Initiatives

#### Hawaii travel

In the US: Hawaii is preparing to drop its mandatory 14-day quarantine for out-of-state visitors who return a negative test result within 72 hours of travel. This change comes into effect on 15 October. The test must be an **FDA-approved nucleic acid amplification test (NAAT)**.

Hawaii Safe Travels program includes arrival temp checks, secondary screening of people with temps above certain threshold, collection of contact info.

<https://hidot.hawaii.gov/coronavirus/>

Some countries also have a similar policy (e.g. UAE, Jamaica, Bahamas, Costa Rica)

#### *American Airlines*

- Initially for people travelling to international destinations.
- Beginning mid-Oct, at-home testing via video call with medical professional (48 hours for results via [LetsGetChecked](#), appears to be a **nasal swab analysed by PCR**); in-person testing at a CareNow urgent care location; rapid on-site testing administered by CareNow at Dallas airport for flights to Hawaii (unfortunately I can't access the CareNow website, but appears to offer **antibody and other diagnostic testing**).
- <https://news.aa.com/news/news-details/2020/American-Airlines-Adds-Costa-Rica-to-Preflight-Covid-19-Testing-Program-OPS-DIS-10/default.aspx>

#### *United Airlines*

- Pilot program for passengers departing SanFran for Hawaii beginning mid-Oct – either rapid test at the airport, or a mail-in test a couple of days prior to departure.
- Test is the Abbott ID NOW COVID-19 test ([only available in the US](#)) which has come under scrutiny for less-than-ideal performance e.g. “Regardless of method of collection and sample type, Abbott ID Now COVID-19 had negative results in a third of the samples that tested positive by Cepheid Xpert Xpress when using nasopharyngeal swabs in viral transport media and 45% when using dry nasal swabs.” <https://jcm.asm.org/content/58/8/e01136-20>

#### *JetBlue*

- At-home saliva test administered through online video chat. Results within 72hrs. For travellers going to countries with negative test result entry requirement. Uses a saliva test and RT-qPCR to detect specific genes of SARS-CoV-2.
- **This RT-qPCR test is very sensitive for the presence of SARS-CoV-2**, with 98% of tests providing either a positive or a negative result, and only 2% of tests providing an inconclusive result. The test can detect fewer than 10 copies of viral genes per milliliter of saliva, and can detect the presence of virus in the saliva within 2 days of infection and up to 28 days after infection. Across all known gene sequences of SARS-CoV-2, the test detects the ones in the genes of interest ~100% of the time, making it highly sensitive and specific for those genes. Currently, the false positive and false negative rates for this specific test cannot be calculated, because the lab and Vault do not receive data on what happens to

patients after they receive a test. We do not know if patients with a negative test go on to develop symptoms and subsequently receive a positive test result (false negative) or if an uninfected patient with a positive result then goes on to have another test that's negative (false positive). However, emerging data about false negative rates of saliva-based COVID tests are showing that the false negative rate for saliva-based tests may be closer to 10%, which is significantly lower than those of nasopharyngeal swab-based tests, which are in the 25-35% range.

- This assay is intended for use under the Food and Drug Administration's Emergency Use Authorization #200090 authorized on April 10, 2020. This is the only saliva test and saliva collection device that is FDA-authorized for at-home self-collection in the U.S. at this time. <https://www.fda.gov/media/137773/download>.
- <https://www.vaulthealth.com/covid/#faq>

#### *Hawaiian Airlines*

- Drive-through testing sites for passengers departing from LA or SanFran, \$90 for 36 hour result, \$150 for day-of-travel express service. Also beginning mid-Oct. PCR test

#### *Alaskan Airlines*

- Pop-up clinic in downtown Seattle, \$135 cost for results in two hours
- Uses the Abbott ID NOW rapid test
- <https://www.travelandleisure.com/airlines-airports/alaska-airlines/alaska-airlines-discounted-covid-tests>

#### *Tampa Airport*

- Option of either PCR with result in 48hours, or rapid antigen in 15mins and "is most accurate within five days of the onset of symptoms" (antigen test envisaged as extra layer of reassurance on day of travel, in addition to PCR test)
- Not mandatory
- <https://news.tampaairport.com/tpa-launches-first-in-the-nation-covid-19-testing-for-all-departing-and-arriving-passengers/>

#### *Lufthansa*

- To introduce Rapid Antigen Testing for First and Business class passengers in October 2020
- <https://www.washingtonpost.com/travel/2020/09/23/lufthansa-covid19-rapid-testing/>

#### *Philippines*

- Introducing lab-based antigen testing for domestic travellers
- <https://mb.com.ph/2020/10/02/baguio-tourist-boom-seen-with-adoption-of-antigen-testing-for-domestic-travelers/>

"in order for testing by airlines and airports to work, governments would have to agree to accept the validity of each other's tests, and consistent standards would have to be applied"

<https://www.nytimes.com/2020/09/30/travel/coronavirus-airlines-test.html?auth=login-facebook>



Office of the Prime Minister's Chief Science Advisor  
Kaitohutohu Mātanga Pūtaiao Matua ki te Pirimia

## Framework for assessing risk of modes of transmission of COVID-19

Draft prepared under urgency at the request of Minister Verrall – 18 November 2020

### Key points

- Understanding how the virus causing COVID-19 (SARS-CoV-2) is transmitted is crucial to inform effective control measures and contact tracing.
- The scientific evidence published to date supports person-to-person transmission when people are in the same place at the same time as by far the major route of SARS-CoV-2 transmission, with the majority occurring indoors. Current control measures, including physical distancing, face coverings, good hand hygiene and cough etiquette, remain the most appropriate risk mitigation measures.
- A growing body of evidence suggests that, although rare, transmission of SARS-CoV-2 can occur when people have been in the same place at different times, despite not coming into direct contact. The risk of infection decreases as time passes after viral shedding. There are two possibilities. One rare transmission route is via fomites on surfaces or objects. Another is via aerosols that remain suspended in the air for prolonged periods, spreading in an enclosed space or possibly through ventilation systems. These routes of transmission are not commonplace – if they were, we would have observed far wider spread of COVID-19 in workplaces and indoor spaces.
- As the prevalence of COVID-19 infection increases worldwide and transmission mitigation approaches are put in place, rare modes of transmission will be observed from time-to-time, and may account for transmission events where no person-to-person contact can explain the transmission. Despite being rare, these modes of transmission should be considered during contact tracing procedures if no confirmed person-to-person route is quickly identified.
- Infection prevention measures should be triaged based on the risk of infection. Targeting person-to-person transmission is a primary objective, followed by measures that mitigate the more rare modes of transmission.
- In response to increasing rates of COVID-19 infection and emerging evidence of airborne transmission, some jurisdictions, including Europe, have provided guidance on room ventilation to add another layer of protection.<sup>1</sup> The German Government are funding upgrades to heating and air-conditioning systems to reduce viral spread.<sup>2</sup> It would be worth interrogating whether some MIQ facilities create a greater transmission risk in this regard – e.g. if rooms do not have opening windows.
- Given the low rates of infection in the community, Aotearoa New Zealand has not yet had to prioritise this ventilation control measure. However, evidence and experience from places with high transmission rates should be drawn on to escalate mitigation strategies in quarantine settings where infection rates are higher.
- Should the COVID-19 situation escalate, workplaces around Aotearoa New Zealand could consider (i) maintaining their current ventilation systems and (ii) exploring options (or planning for) situations where ventilation can be enhanced in response to incursions. For example, this might inform at what level of restrictions staff are asked to work from home.
- Additional environmental monitoring is perhaps warranted to better understand which surfaces, objects or types of ventilation are conducive to viral spread and survival. However, environmental surveying may have limited value in some instances, as was seen for the Auckland August community cluster.

<sup>1</sup> European Centre for Disease Prevention and Control, "Heating, Ventilation and Air-Conditioning Systems in the Context of Covid-19.", 2020; <https://www.epa.gov/coronavirus/ventilation-and-coronavirus-covid-19>; <https://www.hse.gov.uk/coronavirus/equipment-and-machinery/air-conditioning-and-ventilation.htm>

<sup>2</sup> <https://www.bmwi.de/Redaktion/EN/Pressemitteilungen/2020/10/20201019-euro-500-million-for-ventilation-equipment-in-public-buildings-and-places-where-people-meet.html>

## Background

Understanding modes of virus transmission is necessary to ensure the most effective control strategies for COVID-19, to break chains of transmission, support contact tracing efforts, and provide clear and consistent guidance to the public.

Many unanswered questions about transmission of SARS-CoV-2 remain. The evidence base for transmission largely relies epidemiological studies, which have identified that **most transmission has occurred from person-to-person, within households**. Though there are numerous anecdotes about transmission occurring without direct contact, there is limited scientific evidence relating to these rare modes of transmission. Here we outline the relative likelihood of different modes of transmission for SARS-CoV-2 based on newly available evidence.

**In most studies of rare modes of transmission, researchers test for the presence of viral RNA. To be definitive, studies would ideally also need to culture the virus to determine if it is infectious, but few such studies have been published due to the time, cost and impracticalities. If the virus has been there for a long time or it is a low viral load it may not be able to be cultured.** In interpreting studies it's important to distinguish between these forms of evidence and also to note that even if the viable virus is detected, it doesn't mean that an infectious dose is present. Studies also need to be interpreted in the context of their unique setting and use of other infection prevention methods. For example, basic hand hygiene would prevent most cases of fomite spread via object and surfaces.

There is no clear size boundary to distinguish between particles that can settle and those that remain airborne – it's a continuum with complex aerodynamics depending on the environmental conditions at the time – and applied definitions may differ between studies. For clarity, here we distinguish between transmission that occurs from person-to-person (defined when people are in the same place at the same time) and transmission that occurs without direct contact.

## Evidence

**1. Person-to-person transmission:** This occurs when people are in the same place at the same time. Transmission may occur via droplets, aerosols or immediately via surfaces or objects which people have touched at (or near) the same time.

- The WHO scientific brief on transmission (9 July 2020) concludes SARS-CoV-2 transmission can occur through direct, indirect or close contact with an infected person through infected secretions such as saliva and respiratory droplets and aerosols when a person is coughing, sneezing, talking or singing.<sup>3</sup>
- **Person-to-person transmission is widely accepted as the primary mode of transmission, responsible for the majority of COVID-19 infections worldwide.**

**2. Transmission without direct contact:** Transmission may occur through (i) fomites, where virus perseveres on surfaces or objects for a short or extended period of time, depending on the context; and (ii) suspended aerosols, where the virus might persist within enclosed spaces, e.g. a lift, or go through inadequately filtered air systems, or may be transported via air currents, e.g. a fan.

### (i) Fomite transmission via surfaces

- The WHO scientific brief on transmission (9 July 2020) concludes there is evidence consistent with transmission from contact with a contaminated object or surface, however no specific reports directly demonstrate this transmission.<sup>4</sup>
- More recent evidence:

---

<sup>3</sup> World Health Organization, "Transmission of Sars-Cov-2: Implications for Infection Prevention Precautions: Scientific Brief, 09 July 2020", 2020

<sup>4</sup> World Health Organization, "Transmission of Sars-Cov-2: Implications for Infection Prevention Precautions: Scientific Brief, 09 July 2020", 2020

- A longitudinal monitoring study of high-touch surfaces in a community setting in Massachusetts found 8.3% of 348 surfaces were positive for SARS-CoV-2, but did not test for virus infectivity.<sup>5</sup> The risk of infection from touching a contaminated surface was estimated to be very low.
- A study found that SARS-CoV-2 could remain infectious on salmon for up to eight days at 4°C and for up to two days at 25°C.<sup>6</sup> The initial viral dose administered to the salmon may not be applicable to concentrations in real-life situations.<sup>7</sup>
- 26% of 112 surface samples taken from COVID-19 patient rooms in a hospital setting had detectable SARS-CoV-2 but none showed evidence of viable virus.<sup>8</sup> These patients were 8 days or more into their illness.
- A study detected SARS-CoV-2 RNA on around 5% of 242 tested surfaces swabbed in quarantine hotels, hospitals, or personal items of COVID-19 patients, but did not test for infectivity or transmission probability.<sup>9</sup>
- While 52% of 218 surfaces in a London hospital had SARS-CoV-2 RNA detected, no viable virus was recovered from any sample.<sup>10</sup>
- A study of infected patients from the Diamond Princess isolating at the University of Nebraska Medical Center detected SARS-CoV-2 on 70% of sampled personal items.<sup>11</sup>

Conclusion: Transmission via surfaces or objects is definitely one mode of transmission, but the risk drops rapidly over time and is highly dependent on environmental factors. Relative to person-to-person, fomite transmission where virus persists on the surfaces or objects for extended periods is rare.

#### (ii) Suspended aerosol transmission

- The WHO scientific brief on transmission (9 July 2020) concludes that airborne transmission can occur when aerosol generating medical procedures are used (based on studies that have specifically applied these procedures), but without that the evidence is not conclusive either way. Small quantities of SARS-CoV-2 RNA can be detected in air samples, but no evidence that viable virus is suspended in the air for extended periods. WHO note that some **outbreaks that have occurred in indoor crowded spaces (e.g. choir practice, restaurants, fitness classes, meat processing facilities) point to transmission being airborne via aerosol.** A more recent update from WHO (20 Oct 2020) states that “Aerosol transmission can occur in specific settings.”<sup>12</sup>
  - More recent evidence of **aerosol transmission in an enclosed space:**
    - A modelling study of transmission of SARS-CoV-2 suggests that aerosol transmission is a possible route of transmission, but is inefficient, particularly for people with low viral loads.<sup>13</sup>
    - All 11 air samples taken from rooms in a Japanese hospital with COVID-19 infected patients were negative for SARS-CoV-2.<sup>14</sup> The patients had been intubated 3 days prior and had been in a negative pressure room.

<sup>5</sup> Harvey et al., "Longitudinal Monitoring of Sars-Cov-2 Rna on High-Touch Surfaces in a Community Setting," *medRxiv* (2020) Pre-print only, not yet peer-reviewed.

<sup>6</sup> Dai et al., "Long-Term Survival of Sars-Cov-2 on Salmon as a Source for International Transmission," *J Infect Dis* (2020)

<sup>7</sup> Goldman, "Exaggerated Risk of Transmission of Covid-19 by Fomites," *The Lancet Infectious Diseases* 20, no. 8 (2020)

<sup>8</sup> Binder et al., "Environmental and Aerosolized Severe Acute Respiratory Syndrome Coronavirus 2 among Hospitalized Coronavirus Disease 2019 Patients," *The Journal of Infectious Diseases* (2020)

<sup>9</sup> Ma et al., "Coronavirus Disease 2019 Patients in Earlier Stages Exhaled Millions of Severe Acute Respiratory Syndrome Coronavirus 2 Per Hour," *Clinical Infectious Diseases* (2020)

<sup>10</sup> Zhou et al., "Investigating Sars-Cov-2 Surface and Air Contamination in an Acute Healthcare Setting During the Peak of the Covid-19 Pandemic in London," *Clinical Infectious Diseases* (2020)

<sup>11</sup> Santarpia et al., "Aerosol and Surface Contamination of Sars-Cov-2 Observed in Quarantine and Isolation Care," *Scientific Reports* 10, no. 1 (2020)

<sup>12</sup> <https://www.who.int/news-room/q-a-detail/q-a-how-is-covid-19-transmitted>; accessed 17 November 2020

<sup>13</sup> Smith et al., "Aerosol Persistence in Relation to Possible Transmission of Sars-Cov-2," *Physics of Fluids* 32, no. 10 (2020)

<sup>14</sup> Nakamura et al., "Environmental Surface and Air Contamination in Severe Acute Respiratory Syndrome Coronavirus 2 (Sars-Cov-2) Patient Rooms by Disease Severity," *Infection Prevention in Practice* 2, no. 4 (2020)

- Viable (infectious) SARS-CoV-2 was present in aerosols within a hospital room, 2 to 4.8 metres away from COVID-19 patients, in the absence of any specific healthcare aerosol-generating procedures.<sup>15</sup>
- Only 1.5% of 195 aerosol samples taken from COVID-19 patient rooms in a hospital setting had detectable SARS-CoV-2 and none showed evidence of viable virus.<sup>16</sup> These patients were 8 days or more into their illness.
- A study detected SARS-CoV-2 RNA in 27% of 52 exhaled breath samples from patients with COVID-19 and 4% of 26 air samples, but didn't test whether the virus was viable to infect.<sup>17</sup>
- A two-cage experimental study using ferrets provided limited experimental evidence that SARS-CoV-2 is transmitted via the air, with air blown from the cage of infected ferrets (via conduit containing bends) leading to infection in a separate cage 10 cm away.<sup>18</sup>
- A study of infected patients from the Diamond Princess isolating at the University of Nebraska Medical Center detected SARS-CoV-2 in 63% of air samples, with some evidence for the presence of replication competent virus but the virus couldn't be cultured.<sup>19</sup>
- While nearly 38% of 31 air samples taken from a range of clinical areas across London hospital (including ED, wards, theatres and ICU) had SARS-CoV-2 RNA detected, no viable virus was recovered.<sup>20</sup>

Conclusion: A growing body of evidence suggests aerosol transmission is a transmission route for COVID-19 infection, especially indoors. The period of time that virus remains suspended in aerosol form will likely depend on a variety of environmental factors notably; temperature, humidity and ventilation. Relative to person-to-person, transmission via suspended aerosols is likely to be a rare mode of transmission.

- More recent evidence of **aerosol transmission via air flow or air conditioning**:
  - An epidemiological study of a community outbreak of COVID-19 in Zhejiang province, China, found that individuals who rode a bus with air recirculation with a patient with COVID-19 had a higher risk of SARS-CoV-2 infection than individuals who rode another bus without an infected passenger to the same event and those that attended the event without taking either bus.<sup>21</sup> The risk of infection was not higher in the part of the bus close to the index case, suggesting air circulation played a role.
  - Circumstantial evidence for COVID-19 transmission in a high-rise apartment building in China suggests it may have been caused through faecal aerosol transmission.<sup>22</sup> The unusual circumstances of this situation are notable, specifically that there were a large number of infected occupants and that the material was aerosolised under pressure.
  - An epidemiological investigation of a COVID-19 outbreak in a call centre in South Korea described a high rate of infection (43.5%) for people on one floor, concentrated on one side of the building, highlighting the risk of crowded work settings.<sup>23</sup>

<sup>15</sup> Lednicky et al., "Viable Sars-Cov-2 in the Air of a Hospital Room with Covid-19 Patients," *International Journal of Infectious Diseases* 100 (2020)

<sup>16</sup> Binder et al., "Environmental and Aerosolized Severe Acute Respiratory Syndrome Coronavirus 2 among Hospitalized Coronavirus Disease 2019 Patients," (2020)

<sup>17</sup> Ma et al., "Coronavirus Disease 2019 Patients in Earlier Stages Exhaled Millions of Severe Acute Respiratory Syndrome Coronavirus 2 Per Hour," (2020)

<sup>18</sup> Richard et al., "Sars-Cov-2 Is Transmitted Via Contact and Via the Air between Ferrets," *Nature Communications* 11, no. 1 (2020)

<sup>19</sup> Santarpia et al., "Aerosol and Surface Contamination of Sars-Cov-2 Observed in Quarantine and Isolation Care," (2020)

<sup>20</sup> Zhou et al., "Investigating Sars-Cov-2 Surface and Air Contamination in an Acute Healthcare Setting During the Peak of the Covid-19 Pandemic in London," (2020)

<sup>21</sup> Shen et al., "Community Outbreak Investigation of Sars-Cov-2 Transmission among Bus Riders in Eastern China," *JAMA Internal Medicine* (2020)

<sup>22</sup> Li et al., "Evidence for Probable Aerosol Transmission of Sars-Cov-2 in a Poorly Ventilated Restaurant," *medRxiv* (2020)

<sup>23</sup> Park et al., "Coronavirus Disease Outbreak in Call Center, South Korea," *Emerging Infectious Disease Journal* 26, no. 8 (2020)

- Researchers have suggested that based on patterns of the epidemic spread in Iran, cooling systems could be contributing to the spread.<sup>24</sup>
  - An outbreak of COVID-19 in an air-conditioned restaurant in Guangzhou, China, involved three family clusters. The airflow direction was consistent with droplet transmission.<sup>25</sup>
  - SARS-CoV-2 was detected by PCR in approximately 25% of air handling units in a hospital setting in Oregon where COVID-19 patients were being treated, but samples weren't evaluated for viral infectivity and there were no known transmission events associated with the units.<sup>26</sup> The pre-filters (MERV10), final filters (MERV15), and supply air dampers all had viral RNA detected in some samples, with the most for pre-filters where outside air mixes with recirculated building air.
- The European Centre for Disease Prevention and Control updated its guidance on heating, ventilation and air-conditioning systems on 11 November 2020, with new recommendations to reduce transmission risk based on the assumption that, under some situations, SARS-CoV-2 can travel through these systems and the type of filter and maintenance practices can play a role in reducing transmission risk.<sup>27</sup>

Conclusion: Growing circumstantial evidence suggests that air-flow systems 'capture' virus that is detectable via PCR. However, the likelihood of an air-flow system being a major factor in distributing virus around buildings is unsupported simply because of the low number of incidents of clusters in such settings (with the exception of cruise ships). Poor ventilation is regarded as a risk factor in the spread of COVID-19, however the role of air handling units in this risk is unquantified and needs to be determined in places with high viral load (e.g. the Sudima MIQ) and considered in transmission routes.

---

<sup>24</sup> Pourkarim et al., "Air Conditioning System Usage and Sars-Cov-2 Transmission Dynamics in Iran," *Medical Hypotheses* (2020)

<sup>25</sup> Lu et al., "Covid-19 Outbreak Associated with Air Conditioning in Restaurant, Guangzhou, China, 2020," *Emerging infectious diseases* 26, no. 7 (2020)

<sup>26</sup> Horve et al., "Identification of Sars-Cov-2 Rna in Healthcare Heating, Ventilation, and Air Conditioning Units," *medRxiv* (2020) Pre-print only, not yet peer-reviewed.

<sup>27</sup> European Centre for Disease Prevention and Control. Heating, ventilation and air-conditioning systems in the context of COVID-19. 10 November 2020. Stockholm: ECDC; 2020

## Risk matrix

Mitigating the risk of COVID-19 transmission requires several layers of protection, applied relative to the likelihood of infection from that route. The Jones et al. risk matrix (Figure 1) provides a traffic-light system from outdoor scenarios with low occupancy to poorly ventilated, high-occupancy scenarios.

Type and level of group activity	Low occupancy			High occupancy		
	Outdoors and well ventilated	Indoors and well ventilated	Poorly ventilated	Outdoors and well ventilated	Indoors and well ventilated	Poorly ventilated
<b>Wearing face coverings, contact for short time</b>						
Silent	Low	Low	Low	Low	Low	Medium
Speaking	Low	Low	Low	Low	Low	Medium
Shouting, singing	Low	Low	Medium	Medium	Medium	High
<b>Wearing face coverings, contact for prolonged time</b>						
Silent	Low	Low	Medium	Low	Medium	High
Speaking	Low	*	Medium	*	Medium	High
Shouting, singing	Low	Medium	High	Medium	High	High
<b>No face coverings, contact for short time</b>						
Silent	Low	Low	Medium	Medium	Medium	High
Speaking	Low	Medium	Medium	Medium	High	High
Shouting, singing	Medium	Medium	High	High	High	High
<b>No face coverings, contact for prolonged time</b>						
Silent	Low	Medium	High	Medium	High	High
Speaking	Medium	Medium	High	High	High	High
Shouting, singing	Medium	High	High	High	High	High

**Risk of transmission**  
 Low ■ Medium ■ High ■

\* Borderline case that is highly dependent on quantitative definitions of distancing, number of individuals, and time of exposure

Figure 1: The risk matrix developed by Jones et al. in August 2020 provides a practical guide to how transmission risk may vary with setting, occupancy level, contact time, and whether face coverings are worn. Note these estimates apply when everyone is asymptomatic, assuming people with symptoms have self-isolated.<sup>28</sup>

<sup>28</sup> Jones et al., "Two Metres or One: What Is the Evidence for Physical Distancing in Covid-19?," *bmj* 370 (2020)



## References

- Binder, Alarja, Robie, *et al.* "Environmental and Aerosolized Severe Acute Respiratory Syndrome Coronavirus 2 among Hospitalized Coronavirus Disease 2019 Patients". *The Journal of Infectious Diseases* (2020)
- Dai, Li, Yan, *et al.* "Long-Term Survival of Sars-Cov-2 on Salmon as a Source for International Transmission". *J Infect Dis* (Nov 12 2020)
- European Centre for Disease Prevention and Control, "Heating, Ventilation and Air-Conditioning Systems in the Context of Covid-19.", 2020.
- Goldman. "Exaggerated Risk of Transmission of Covid-19 by Fomites". *The Lancet Infectious Diseases* 20, no. 8 (2020): 892-93
- Harvey, Fuhrmeister, Cantrell, *et al.* "Longitudinal Monitoring of Sars-Cov-2 Rna on High-Touch Surfaces in a Community Setting". *medRxiv* (2020): 2020.10.27.20220905
- Horve, Dietz, Fretz, *et al.* "Identification of Sars-Cov-2 Rna in Healthcare Heating, Ventilation, and Air Conditioning Units". *medRxiv* (2020): 2020.06.26.20141085
- Jones, Qureshi, Temple, *et al.* "Two Metres or One: What Is the Evidence for Physical Distancing in Covid-19?". *bmj* 370 (2020)
- Lednický, Lauzard, Fan, *et al.* "Viable Sars-Cov-2 in the Air of a Hospital Room with Covid-19 Patients". *International Journal of Infectious Diseases* 100 (2020): 476-82
- Li, Qian, Hang, *et al.* "Evidence for Probable Aerosol Transmission of Sars-Cov-2 in a Poorly Ventilated Restaurant". *medRxiv* (2020)
- Lu, Gu, Li, *et al.* "Covid-19 Outbreak Associated with Air Conditioning in Restaurant, Guangzhou, China, 2020". *Emerging infectious diseases* 26, no. 7 (2020): 1628
- Ma, Qi, Chen, *et al.* "Coronavirus Disease 2019 Patients in Earlier Stages Exhaled Millions of Severe Acute Respiratory Syndrome Coronavirus 2 Per Hour". *Clinical Infectious Diseases* (2020)
- Nakamura, Morioka, Kutsuna, *et al.* "Environmental Surface and Air Contamination in Severe Acute Respiratory Syndrome Coronavirus 2 (Sars-Cov-2) Patient Rooms by Disease Severity". *Infection Prevention in Practice* 2, no. 4 (2020/12/01/ 2020): 100098
- Park, Kim, Yi, *et al.* "Coronavirus Disease Outbreak in Call Center, South Korea". *Emerging Infectious Disease Journal* 26, no. 8 (2020): 1666
- Pourkarim, Thijssen, Lemey, *et al.* "Air Conditioning System Usage and Sars-Cov-2 Transmission Dynamics in Iran". *Medical Hypotheses* (2020)
- Richard, Kok, de Meulder, *et al.* "Sars-Cov-2 Is Transmitted Via Contact and Via the Air between Ferrets". *Nature Communications* 11, no. 1 (2020/07/08 2020): 3496
- Santarpia, Rivera, Herrera, *et al.* "Aerosol and Surface Contamination of Sars-Cov-2 Observed in Quarantine and Isolation Care". *Scientific Reports* 10, no. 1 (2020/07/29 2020): 12732
- Shen, Li, Dong, *et al.* "Community Outbreak Investigation of Sars-Cov-2 Transmission among Bus Riders in Eastern China". *JAMA Internal Medicine* (2020)
- Smith, Somsen, Rijn, *et al.* "Aerosol Persistence in Relation to Possible Transmission of Sars-Cov-2". *Physics of Fluids* 32, no. 10 (2020): 107108
- World Health Organization, "Transmission of Sars-Cov-2: Implications for Infection Prevention Precautions: Scientific Brief, 09 July 2020." 2020.
- Zhou, Otter, Price, *et al.* "Investigating Sars-Cov-2 Surface and Air Contamination in an Acute Healthcare Setting During the Peak of the Covid-19 Pandemic in London". *Clinical Infectious Diseases* (2020)